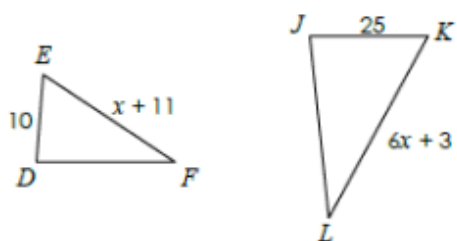
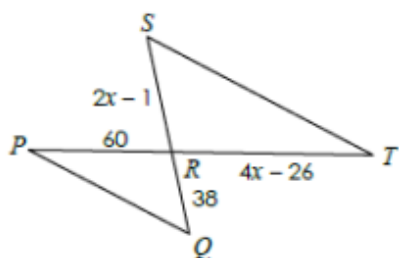


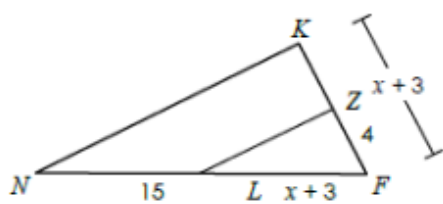
If $\triangle DEF \sim \triangle JKL$, find KL .



If $\triangle PQR \sim \triangle TSR$, find SR .



If $\triangle NKF \sim \triangle LZF$, find NF .



If $\triangle CDE \sim \triangle WXY$ with a scale factor of 4:3, find the perimeter of $\triangle WXY$.

